

Editing



C omplete
U pper case
P unctuation
S pelling

ZOOM



Vacation w/ friends



Camping



Snake

Revision ^{DO} to see again...

1st reread your paper carefully!

Revising is add or taking away whatever you need in order to make your piece perfect or like you imagined it!

Editing

Check Complete Sentences

check Upper case letters ^{beginning of a sentence} **I** ^{names places}

Check Punctuation ^{periods question marks commas "quotation marks" exclamation marks}

check Spelling ^{sound out use a dictionary ask a friend}

The ingredients of a well written Scene!

Set the scene

Tell the reader where you are and
what it looks like around you. Keep
the setting alive!



mental picture


to help the reader envision
what your writing.

action




What your body did.
Where are your arms, feet, etc...?

inside feelings



What your heart felt ...
Remember the feelings in your
story should change from
scene to scene.



action

what your body did.
Where are your arms, feet, etc...?

inside feelings

what your heart felt ...
Remember the feelings in your
story should change from
scene to scene.

internal thoughts

let the reader know what's going
on inside your head.

dialogue

what was said ...
*Don't forget quotation marks! "I said."
I said, "Don't forget the comma and
capitalization!"

a golden line or truism

a line that's so beautifully written,
that it will take the reader's breath away

D
E
F
G
H
I
J
K
L
M

R
S
T
U
V
W
X
Y
Z

Timeline

* breaking a window *


- ~~Went to school~~
- ~~Ate breakfast~~
- Parents went out of town + invited friends
- ~~Talked on the phone~~
- Got locked out + broke window
- Fixed window
- ~~Went home~~
- parents came back
- Got busted → windy
- Lesson learned "be honest"



Some Things Writers Talk to Each Other

- asking advice
- giving advice
- things that are going well
- areas where they are stuck
- confusing parts
- compliments
- worries
- word choices
- questions

Ba Da Bing Sentences

 Where your feet went

1st part has to be an ACTION

EX: When I walked through the door...



What you saw - heard - smelt

2nd part has to be a sensory detail

EX: I saw...



What you thought

3rd part - thoughts / feelings / MOST POWER
EX: I thought to myself felt...

IDEAS

Level 1

- * Everyday things that happen just about the same way to everybody.
 - * You would tell everybody this story
 - * **BORING** to read because it's predictable
 - * Interesting to you, but not to anybody else.
- EXAMPLE** → Birthday Party

Level 2

- * More personal - they may happen to other people too, but differently
- * Not predictable
- * Interesting for others

Ex: b-day
cake
smashed

Level 3

- * Very personal
- * You would only tell your best friend
- * You tell someone b/c you are unhappy - you need support

* **EXTREMELY INTERESTING**


b/c it takes courage to write about.
ex: death


Level 4


* Too personal to talk about


↓
Diary w/ key

When we finish writing,
we can...

1. Read what we wrote. 

2. Add details to our
pictures. 

3. Write more words. 

4. Share with a friend. 

1. Look at the teacher. 
2. Raise your hand, stay calm. 
3. When the teacher says your name. 
4. Use a sign when for your question or answer. 

Good Writers...

write about a small moment

use details to ~~explode~~ the
small moment.

use a catchy beginning. ~

write a story with a beginning,
middle, and end.

--	--	--

write their story in order. abcedg

Cade
can

Hunt
here

We're not afraid of our
WORDS!

Katharine H. FARR's flowers

Samantha BRU+H R brother
CUMPYOOR computer





Brooke SLPEING sleeping

Lucas SAOOLIT satellite

Hunter = Am'l family

Bhajleen dislocated
erwauere washinevacuation

When we finish writing,
we can...

1. Read what we wrote. 
2. Add details to our pictures. 
3. Write more words.  I can write.
4. Share with a friend. 

Spe

Look
part

Spe


Strong Writers can write
in a variety of ways



- write continuously



- write books



- develop lists and letters.

- as the need arises

Sight Words



I Can
• Draw
• Write
• Read
• Listen

A
After
Again
All
Am
An
And
Any
Are
As


Day
Did
Do
Dog
Down
Eat
Every
Fat
Find
Fly
For

I
In
Into
Is
It
Jump
Just
Know
Let
Like
Little


Play
Please
Pretty
Put
Ran
Red
Ride
Round
Run
Said
Sat
Saw
Say
See
She

Can Make a

Making My Writing Even Better!

- Plan Details
- Include internal stories 
- Write Close-In Endings
- Revise and Edit With Partners

Writers get Ideas by...



1. Making lists



2. Buzzing with their partner

3. Stretching Ideas




4. Adding to your picture
and writing.


5. Finding and caring for
your writing tools.



Strong Writers Edit -

When Strong Writers Run
into Roadblocks we:

- Draw the best we can 


- Write words and draw
pictures 

- Separate sounds in words.

- Listen to the initial sound
in words.

- Accept approximate spelling.

- Use the word wall.



take this
that in
the you
then show

5. Finding and caring for
your writing tools.


Strong Writers Edit


- Add Fancy Words
- Use a carrot to insert words. ^
- Cross through unwanted words. ~~and~~


Run
Strong Writers organize
their writing by

- including a beginning
(who, where, when)
- using an effective lead to
"hook" the reader's
attention
- including exciting details in
the middle
- sequencing ideas with
transition words.
- including details in the
ending (from the
beginning)


er Strong Writers get ideas
from others and personal
experiences.

• Conversations We've Had 



• Familiar Places 

• Family Stories 

• Memories

• Other Writers 

Strong Writers write about Small Moments

- Capture a moment and save it for writing time.
- Zoom in on small moments. 
- Tell the events across your hand. 


Pocket Chart Station



How to Fix Up a Piece



- A writer and an editor read it over very carefully.
- We ask, "Does this make sense? How can we fix it? What can we add?"
- Then we fancy up our pieces.



Writer's Workshop

When I think I'm
done I can:

- add more details to my pictures
- add to my words
- share my story with a friend
- start a new piece of writing

A Good Story NEEDS:

1. a good lead
2. a beginning (first)
3. a middle (next or then)
4. an ending (last)
5. wrap up



GOOD WRITERS

1. write about a small moment
2. use a catchy beginning
hook the reader
3. write a story with a beginning, middle and ending

B	M	E
---	---	---
4. write the story in order
first, next, then, last

When I am
done writing
I CAN...

1. check the picture
and color on every
page
2. check capital letters
and periods
3. check spelling
4. share my book with
a friend